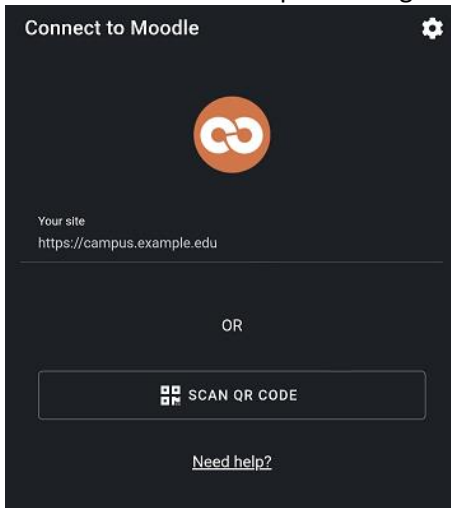
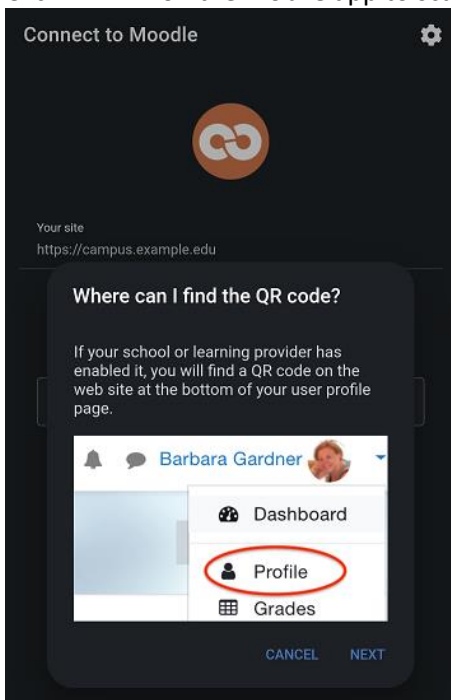


Accessing the Open LMS Mobile App

1. Use your mobile device App Store to download the “Open LMS” mobile app, open it, and select the “SCAN QR CODE” option to sign-in.




2. Click “NEXT” on the mobile app to scan the QR code with the camera on your device.



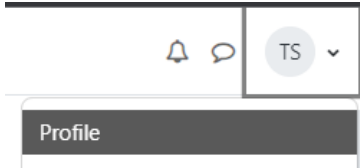
3. To obtain your individual QR code, browse to <https://moodle.brescia.edu> on a web browser and sign-in with your Brescia email account, using the “BU Microsoft 365” button.



**If you have a Brescia University email address,
login using Microsoft 365:**



4. Once signed-in, go to your profile by clicking your initials or image in the upper right corner, then selecting the “Profile” option.



5. Click the “View QR Code” button on the profile page to show your personal QR code to scan with the camera on your mobile device.

Mobile app

QR code for mobile app access

Scan the QR code with your mobile app and you will be automatically logged in. The QR code will expire in 10 mins.

